

## 海康如何使用瀏覽器設定雲端硬碟


### 目的:

雲端硬碟可以幫助您隨時隨地上傳和下載錄製的文件，進而提高效率。

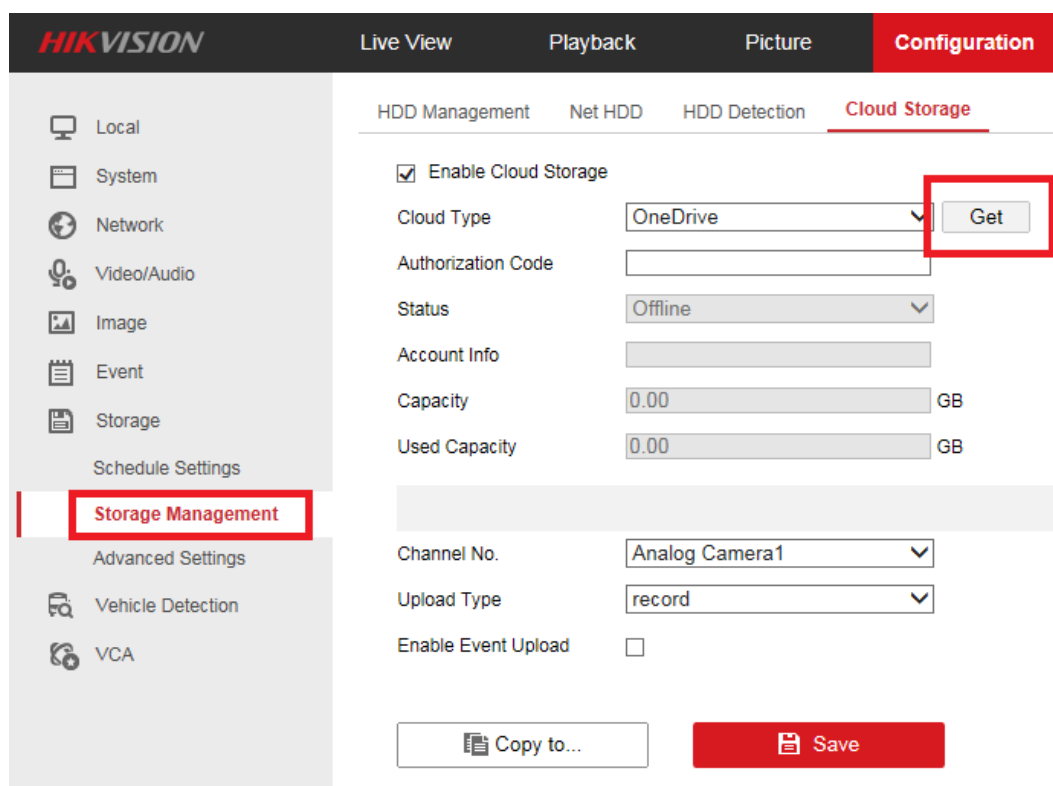
**注意：**雲端硬碟僅適用於HQHI-F / N和HUHI-F / N系列DVR。

### 步驟:

1. 在瀏覽器中登錄設備。



2. 進入設定 ->儲存 ->儲存管理 ->雲端儲存，選擇“雲端類型”，點擊“GET”。



3. 點擊GET後，將轉到登錄畫面，然後登錄您的雲端儲存帳號。



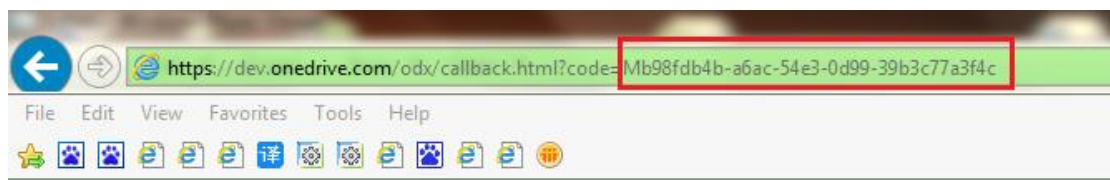
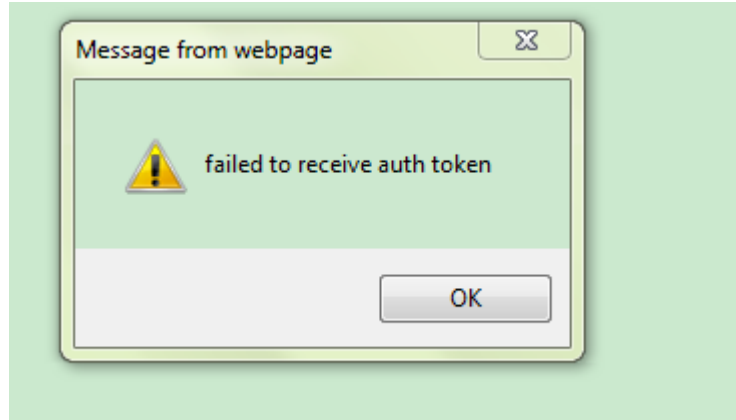
## Sign in

Use your Microsoft account.  
[What's this?](#)

  
  
 Keep me signed in  

No account? [Create one!](#)

- 登錄您的帳號後，它會顯示以下訊息。  
點擊確定，然後從網址列複製代碼，如圖所示。  
**注意：僅適用於OneDrive; Google 雲端硬碟和Dropbox，它會直接返回代碼。**



- 輸入代碼並儲存。即可完成。

HIKVISION Live View Playback Picture **Configuration**

HDD Management Net HDD HDD Detection **Cloud Storage**

Enable Cloud Storage

Cloud Type: OneDrive

Authorization Code: Mb98fdb4b-a6ac-54e3-0d99-39b

Status: Offline

Account Info:

Capacity: 0.00 GB

Used Capacity: 0.00 GB

Channel No.: Analog Camera1

Upload Type: record

Enable Event Upload:

HIKVISION Live View Playback Picture **Configuration**

HDD Management Net HDD HDD Detection **Cloud Storage**

Enable Cloud Storage

Cloud Type: OneDrive

Authorization Code:

Status: Online

Account Info: table":true

Capacity: 15.00 GB

Used Capacity: 0.01 GB

Channel No.: Analog Camera1

Upload Type: record

Enable Event Upload:

6. 勾選啟用事件上傳，設定計劃排程，並在進階設定中選擇碼流類型為子碼流或雙碼流。

HIKVISION
Live View
Playback
Picture
**Configuration**

HDD Management
Net HDD
HDD Detection
**Cloud Storage**

Enable Cloud Storage

Cloud Type:

Authorization Code:

Status:

Account Info:

Capacity:  GB

Used Capacity:  GB

---

Channel No.:

Upload Type:

Enable Event Upload

Local
System
Network
Video/Audio
Image
Event
Storage

Storage Management
Advanced Settings
Vehicle Detection
VCA

Schedule Settings

Storage Management
Advanced Settings
Vehicle Detection
VCA

Record Schedule

Channel No.:

Enable

Day	0	2	4	6	8	10	12	14	16	18	20	22	24
Mon	Event												
Tue	Event												
Wed	Event												
Thu	Event												
Fri	Event												
Sat	Event												
Sun	Event												

- Continuous
- Motion | Alarm
- Alarm
- Motion
- Motion & Alarm
- Event**

Local
System
Network
Video/Audio
Image
Event
Storage

Schedule Settings

Storage Management
Advanced Settings
Vehicle Detection
VCA

Record Schedule

Channel No.:

Enable

Day	0	2	4	6	8	10	12	14	16	18	20	22	24
Mon	Event												
Tue	Event												
Wed	Event												
Thu	Event												
Fri	Event												
Sat	Event												
Sun	Event												

**Advanced**

Record Audio

Pre-record:

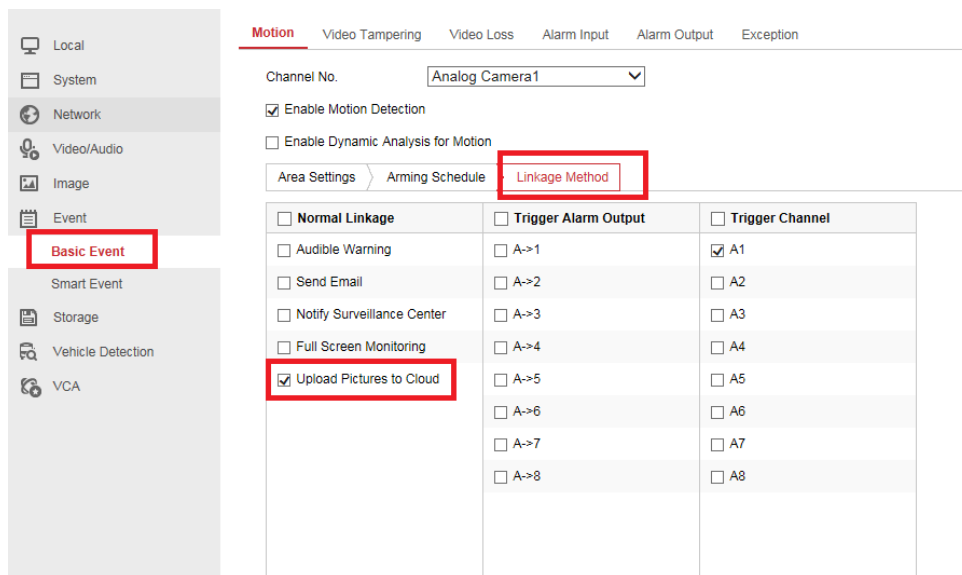
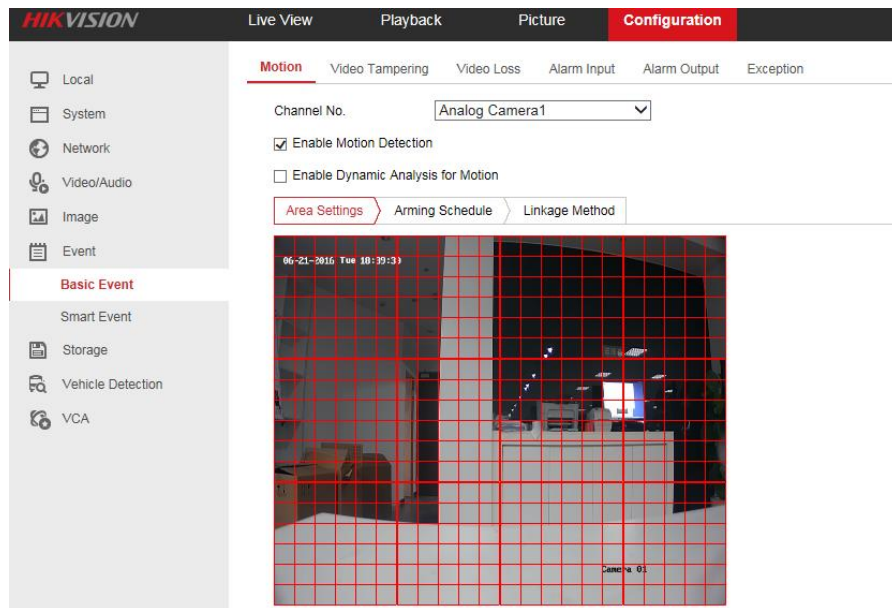
Post-record:

Stream Type:

Expired Time:  Day(s)

- Continuous
- Motion | Alarm
- Alarm
- Motion
- Motion & Alarm
- Event

7. 設定相應的事件，勾選上傳圖片到雲端。




8. 觸發事件後，影像或圖片將上傳到您的雲端硬碟資料夾內。(snapshot文件夾)



Do you want to open or save DVR\_A01\_Motion\_Detected\_20160621184909\_1.jpg (11.2 KB) from hfvx3a-dm2306.files.1drv.com?

Open Save Cancel



**First Choice for Security Professionals**

***HIKVISION* Technical Support**